



IVY CHAIR

Solid Beech frame with cushioned seat.

H84 W67 D56 cm

Seat height: 47 cm

Arm height: 54 cm

The Ivy Chair is also offered with Oak or Metal legs.

As with all Fiona McDonald Bespoke pieces, the Ivy Chair is made to order with supplied fabric.

Frame Retardant interlining can be specified should the material chosen not conform with local Furniture and Furnishings Regulations.

Handmade in England.



FABRIC REQUIREMENTS

2.0 m of fabric required based on a plain material, this includes self-piping if requested. A large pattern repeat may require more. If in doubt, please do get in touch.



CONTRAST COVERING

Contrast covering can be ordered. A large pattern repeat may require more. If in doubt, please do get in touch.

Back Cover (A) = 1.5 m
Front/Seat Cover (B) = 1.5 m

FIRE RESISTANT INTERLINER

We will happily provide an FR inter-liner should the material chosen not conform with UK Furniture and Furnishings Regulations. Please note that it is the client's responsibility to advise on the necessity for this when ordering.



CONTRAST PIPING

0.75 m of fabric required per chair, COM.
6.0 m of ready-made piping cord or braid per chair, COM.



LEATHER REQUIREMENTS

3 m² of usable leather required, COM (Includes self-piping if requested).



CONTRAST COVERING

Contrast covering can be ordered.

Back Cover (A) = 1.5 m² of useable leather

Front/Seat Cover (B) = 2.0 m² of useable leather

FIRE RESISTANT INTERLINER

We will happily provide an FR interliner should the material chosen not conform with UK Furniture and Furnishings Regulations. Please note that it is the client's responsibility to advise on the necessity for this when ordering.



CONTRAST PIPING

6.0 m of ready-made leather piping per chair, COM.



UPHOLSTERY STUDS

Leather, suede and some thicker fabrics will require upholstery studs.

These can be adjacently placed or space nailed at the back and sides of the chair.

Nickel, French Natural
Brass, Antique Bronze
Old Gold, Renaissance

Samples are available upon request.



LEG TIMBERS AND FINISHES

Timber legs come in a range of finishes. Samples are available upon request.

All timber legs can be painted with supplied cellulose paint suitable for a spray gun.




Light Beech




Mahogany Beech




Walnut Beech



Ebonised Beech



Light Oak



Medium Oak



Dark Oak



CARE AND MAINTENANCE

Please note that all the instructions below are suggested methods of care and maintenance. We are not responsible for any damage incurred whilst cleaning. Always try a cleaning method on a hidden area first.

Marble and Stone

Marble and stone are natural materials and should be treated as such. If required, seal upon installation and repeat every 6 months or so. Please be aware that spills will penetrate even sealed marble and stone and stain after a couple of hours. Use pH neutral cleaners only.

PU Lacquer Finishes

For regular maintenance, dust lightly with a soft cloth following the timber's grain. Most blemishes can be wiped off gently with a soft dampened cloth, again following the timber's grain. Do not rub with abrasive materials or use detergents or solvents.

Do not use furniture wax and/or spray polishes as these will affect the finish.

Anything with a rough or abrasive underside, for example cups or plates, will scratch the finish, however slightly. Always use soft base coasters.

Avoid direct sunlight and high temperatures as this will compromise the finish.

Paint Lacquer Finishes

For regular maintenance, dust lightly with a soft cloth. Most blemishes can be wiped off gently with a soft dampened cloth. Do not rub with abrasive materials or use detergents or solvents.

Do not use furniture wax and/or spray polishes as these will affect the finish.

Anything with a rough or abrasive underside, for example cups or plates, will scratch the finish, however slightly. Always use soft base coasters.

Avoid direct sunlight and high temperatures as this will compromise the finish.

French Polish Finishes

For regular maintenance, dust lightly with a soft dry cloth following the timber's grain. Do not use a dampened cloth. Wipe up any spillages quickly as liquids compromise French polish. Do not rub with abrasive materials or use detergents or solvents.

Clear wax can be used which will add a little shine. The only products to use are pure, clear furniture waxes by quality brands. It is important not to use waxes with cleaning agents or turpentine. The wax should be applied sparingly with a soft cloth following the timber's grain and wiped off quickly before it dries. Application will be easier if the wax is warm. Buff to shine using a clean dry soft cloth, again following the timber's grain.

Do not use spray polishes as these will affect the finish.

Anything with a rough or abrasive underside, for example cups or plates, will scratch the finish, however slightly. Always use soft base coasters.

Avoid direct sunlight and high temperature as this will compromise the finish.

Unlacquered Metal Finishes

For regular maintenance, dust lightly with a soft dry cloth. Most blemishes can be wiped off gently with a soft dampened cloth. Do not scrub with abrasive materials or use detergents, solvents or metal polishes.

In the case of bad soiling, a very mild soap solution can be used, but once the dirt has lifted, wipe off immediately. Care must be taken not to leave the surface wet for more than a few moments.

Clear wax can be used to leave a protective coat and add a little shine. The only products to use are pure, clear furniture waxes by quality brands or their aerosol equivalents. It is important not to use waxes with added cleaning agents or turpentine. The wax should be applied sparingly with a soft cloth and wiped off quickly before it dries. Application will be easier if the wax is warm.

Glass and Mirror

For regular maintenance, the surface should be dusted with a soft dry cloth. Most blemishes can be removed using a dampened cloth and/or by the use of a quality brand glass cleaner.